

Premier Miton Cautious Multi Asset Fund

Sterling class G - Accumulation shares

Objective

The objective of the Fund is to achieve capital growth over the long term, being five years or more.

The minimum recommended holding term is at least five years. This does not mean that the Fund will achieve the objective over this, or any other, specific time period and there is a risk of loss to the original capital invested.

Fund facts

Fund size	£289.9m
Launch dates	Fund - 31 Dec 1997 Share class - 01 Jul 2009
Fund structure	Open Ended Investment Company (OEIC)
Reporting dates	Final - 30 Jun Interim - 31 Dec
Base currency	GBP
Valuation point	12:00 noon
ISA eligible	Yes
Investment Association sector	IA Mixed Investment 20-60% Shares
Performance comparator	IA Mixed Investment 20-60% Shares

Please see page 3 for further information.

Investment team

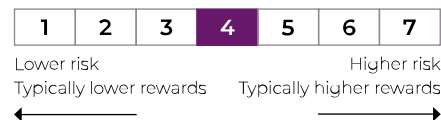


Fund manager
David Jane
Joined Premier Miton
Jun 2014
Manager since
Jun 2014



Fund manager
Anthony Rayner
Joined Premier Miton
Jun 2014
Manager since
Jun 2014

Risk and reward profile



The fund is ranked as 4 because it has experienced medium rises and falls in value over the past five years. Please note that even the lowest ranking does not mean a risk-free investment.

Investment overview

- Outcome driven – the focus is on providing an attractive outcome for investors without taking undue risk.
- Genuinely active investors – the managers have a pragmatic approach to investing and are not forced to own something just because it is in an index.
- Directly invested in company shares and bonds rather than other investment funds (such as OEICs and Unit Trusts).
- Experienced investment managers with extensive combined experience.
- Diversified portfolio, the fund managers will usually maintain a portfolio of at least 100 individual investments.

Awards and ratings

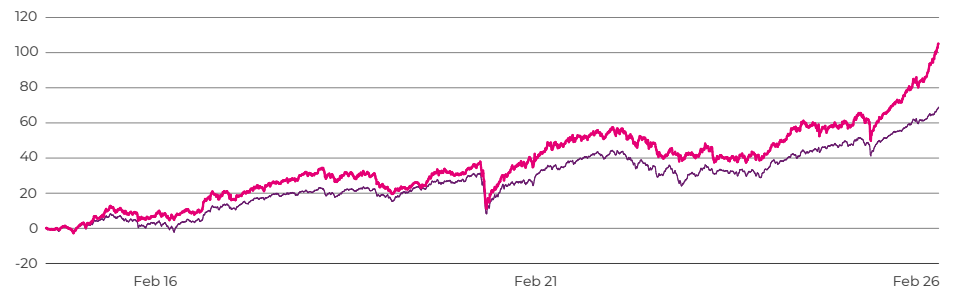


Morningstar™ 2026 rating: Three year rating out of 1222 EAA Fund GBP Allocation 40-60% Equity funds as at 27.02.26
Awards and ratings are based on past events and are not an indication of future performance. Ratings are not a recommendation. Please see page 4 for further information.

Performance summary (%)

Fund share class ■ Sterling class G - Accumulation shares
Performance comparator ■ Sector: IA Mixed Investment 20-60% Shares

Performance since manager start on 9 June 2014



	1 month	3 months	1 year	3 years	5 years	10 years	Manager start
■ Fund	5.25	11.83	25.71	42.45	40.82	89.86	105.02
■ Sector	2.61	4.54	12.30	27.16	26.64	66.27	68.98

	2021	2022	2023	2024	2025	YTD
Fund	8.14	-9.96	5.02	6.42	18.26	10.03
Sector	7.20	-9.47	6.81	6.07	10.18	4.10

	26.02.21 28.02.22	28.02.22 28.02.23	28.02.23 29.02.24	29.02.24 28.02.25	28.02.25 27.02.26
Fund	2.33	-3.40	4.84	8.08	25.71
Sector	2.55	-2.88	4.63	8.21	12.30

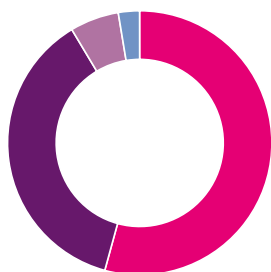
Source: FE Analytics. Based on Sterling class G - Accumulation shares, on a total return basis to 27 February 2026. Performance is shown net of fees with income reinvested. On 30.11.2020, this fund moved from a single pricing basis (mid) to a swing pricing basis.

The performance information presented on this page relates to the past. Past performance is not a reliable indicator of future returns.

Investing involves risk. The value of an investment can go down as well as up which means that you could get back less than you originally invested when you come to sell your investment. The value of your investment might not keep up with any rise in the cost of living. More information about the risks of investment is provided later in this document.

Portfolio breakdown

Asset allocation (%)



Equities	54.3
North American equities	16.1
UK equities	10.0
Europe ex UK equities	9.0
Asia Pacific ex Japan equities	9.0
Japan equities	5.8
Emerging markets equities	4.5
Fixed income	37.2
International corporate bonds	15.4
UK corporate bonds	13.7
Emerging markets sovereign bonds	3.0
Emerging markets corporate bonds	2.6
International sovereign bonds	1.6
UK sovereign bonds	0.9
Commodities	6.0
Gold	3.2
Other	2.8
Cash	2.6

Top 10 holdings (%)



■ Top 10 holdings **12.2%**
■ Rest of portfolio **87.8%**

Invesco Physical Gold ETC USD ETF	3.2
BHP Group	1.0
Bristol-Myers Squibb	1.0
WisdomTree Brent Crude Oil ETF	1.0
US Treasury 4.0% 15/11/2035	1.0
HSBC	1.0
ACS Actividades de Construccion y Servicios	1.0
Gibson Energy	1.0
Wisdomtree Industrial Metals ETF	1.0
TC Energy	1.0

Charges

Ongoing charges figure (OCF) 1.06%
as at 30.06.2025

The OCF is based on the last year's expenses and may vary from year to year. It excludes the costs of buying or selling assets for the fund (unless these assets are shares of another fund). The OCF covers management and other ongoing operational expenses incurred in respect of operating and managing the Fund, but it does not include transaction costs which are associated with buying and selling investments in a fund. All charges can be found in the [Total Costs and Charges Document](#).

Initial charge 0.00%

Charges are taken from income

The fund's charges will be taken from income generated by the fund in the form of interest or dividends. If there is not enough income to cover the charges, the rest of the charges will be taken from the fund's capital which could result in capital erosion or constrain capital growth.

A typical investor in the fund

This fund may be compatible for clients who:

- are seeking the potential for long-term growth on their original investment
- can invest for the long-term, by which we mean staying invested for at least 5 years
- do not need a capital guarantee
- understand the risks of investing, including the risk that they could lose some of the amount originally invested
- are comfortable with seeing the value of their investment go up and down. There will be times when the value of the fund will fall, especially over the short-term
- understand that there is no guarantee on the amount of investment growth they can expect to receive during the period that they remain invested

This fund may not be compatible for clients who:

- are fully risk averse / have no risk tolerance
- seek capital preservation
- have a short/medium term investment time horizon
- are seeking to receive a regular income
- are looking for a guaranteed level of investment growth
- would be uncomfortable with seeing the value of their investment fluctuating

How the fund might perform

This fund invests in different types of assets, such as fixed income investments, including bonds, company shares (known as equities, or stocks), property company shares & commodities, such as gold. How those assets perform will impact the performance of the fund. At times the asset classes will perform in similar ways and at other times they will perform differently. The aim is to diversify the fund to take advantage of good market conditions and reduce the impact of bad conditions. If financial markets are rising, the fund will usually provide positive

returns and if they are falling, probably negative returns. Bond markets tend to do better when inflation and interest rates are low or falling and worse when they are rising. Equity markets tend to do better when economic growth is stronger and worse when it is weaker. Property companies will be impacted by all those factors, in the same way, whilst commodities can perform in a less correlated way to those factors. The investment team seek to adjust the amount of the fund that is invested in

each asset class according to the financial market conditions and focus on what they view as the most attractive parts of those asset classes at different times as well. You should expect the fund to perform differently as economic and financial market conditions change over time. For example, should equity markets rise, the value of the fund is unlikely to rise as much, because it is diversified across different asset classes. There is no guarantee as to how financial markets will perform in the future or how the fund will perform.

Performance comparator

The fund is classified in the IA Mixed Investment 20-60% Shares sector, which we believe is a meaningful comparator to

help investors assess the performance of the fund.

Fund codes and investment minimums

Fund codes

ISIN	GB00B5MNYQ51
Sedol	B5MNYQ5
Bloomberg	CFMSSGA:LN

Minimums

Initial	Top-up	Withdrawal	Holding
£5m	£1,000	-	£5m

General risks	Investing involves risk. The value of an investment can go down as well as up which means that you could get back less than you originally invested when you come to sell your investment. The value of your investment might not keep up with any rise in the cost of living.	Typically, there is less risk of losing money over the long-term (which we define as over 5 years) from an investment that is considered low risk, although potential returns may also be lower. Investments considered higher risk typically offer greater opportunities for better long-term	returns, though the risk of losing money is also likely to be higher. Premier Miton is unable to provide investment, tax or financial planning advice. We recommend that you discuss any investment decisions with a financial adviser.
----------------------	--	--	---

Specific fund risks	<p>Some of the main specific risks of investing in this fund are summarised here. Further detail is available in the prospectus for the fund.</p> <p>Equities Equities (company shares) can experience high levels of price fluctuation. Smaller company shares can be riskier than the largest companies, companies in less developed countries (emerging markets) can be riskier than those in developed countries and funds focused on a particular country or region can be riskier than funds that are more geographically diverse. These risks can result in bigger movements in the value of the fund. Equities can be affected by changes in central bank interest rates and by inflation.</p>	<p>Fixed income Fixed income investments, such as bonds, can be higher risk or lower risk depending on the financial strength of the issuer of the bond, where the bond ranks in the issuer's structure or the length of time until the bond matures. It is possible that the income due or the repayment value will not be met. They can be particularly affected by changes in central bank interest rates and by inflation.</p>	<p>Other investment risks Funds may have holdings in investments such as commodities (raw materials), infrastructure and property as well as other areas such as specialist lending and renewable energy. These investments will be indirect, which means accessing these assets by investing in companies, other funds or similar investment vehicles. These investments can also increase risk and experience sharp price movements. Funds focused on specific sectors or industries, such as property or infrastructure, may carry a higher level of risk and can experience bigger movements in value. Certain investments can be impacted by decisions made by third parties, such as governments or regulators.</p> <p>Other risks There are many other factors that can influence the value of a fund. These include currency movements, changes in the law, regulations or tax, operational systems or third-party failures, or financial market conditions that make it difficult to buy or sell investments for the fund.</p>
----------------------------	---	---	---

Ratings, awards and other information	<p>The methodology and calculations used by the third parties providing the ratings/awards are not verified by Premier Miton Investors and we are unable to accept responsibility for their accuracy, nor should they be relied upon for making an investment decision.</p> <p>A swing pricing is where the price can swing to either a bid or an offer basis depending on the investment and redemption activity in the fund. This means the investor selling or buying fund shares bears the associated [dis] investment costs and protects the continuing</p>	<p>holders in the fund. Performance could be shown on a combination of bid, mid or offer prices, depending on the period of reporting. Distribution Technology provide the Dynamic Planner® risk-profiling services in connection with these funds. Distribution Technology is not authorised to provide financial advice. We do not have any influence over the risk profiles or the methodology used to create them, and we are unable to provide assurances as to their accuracy or that they will not change, or that Distribution Technology</p>	<p>will continue to provide these risk profiles in the future.</p> <p>© 2026 Morningstar™ Inc. All rights reserved. The information contained herein: (1) is proprietary to Morningstar; (2) may not be copied or distributed; and (3) is not warranted to be accurate, complete or timely. Neither Morningstar nor its content providers are responsible for any damages or losses arising from any use of this information. Past performance is no guarantee of future results.</p>
--	--	---	---

Glossary

Active management

An approach to investing whereby a fund manager invests according to their judgement. The active investor aims to beat the returns from an asset class, such as company shares or bonds, or specified benchmark index/sector, rather than to match them.

Annual management charge (AMC)

The yearly fee paid to Premier Miton for managing a fund, expressed as a percentage of your investment. The AMC does not typically change from year to year.

Assets

Different groups of investments such as company shares, bonds, commodities or property.

Bonds (or fixed income)

Types of investments that allow investors to loan money to governments and companies, usually in return for a regular fixed level of interest until the bond's maturity date, plus the return of the original value of the bond at the maturity date. The price of bonds will vary, and the investment terms of bonds will also vary.

Capital

Describes financial assets, particularly cash, or other assets, such as shares, owned by a person or organisation.

Capital growth

The increase in the value of an asset or investment over time, excluding any income received, measured by its current value compared to its purchase cost.

Commodities

These are natural resources such as gold, oil, gas, metals or agricultural products that have practical uses and can be bought and sold on financial markets.

Diversification

Investing in a number of different investments, which can include different assets, funds and geographic areas, to help spread investment risk.

Emerging markets

Countries with less developed financial markets and which are generally considered riskier than investing in developed markets.

Equities

Another name for shares (or stock) in a company.

Investment Association (IA)

The trade association that represents investment management firms in the UK.

Investment Association (IA) sectors

To help with comparisons between the thousands of funds available, funds are categorised into different groups or sectors, organised and reviewed by the Investment Association (IA).

IA Mixed Investment 20-60% Shares sector

Funds in this sector are expected to have a range of different investments. The fund must have between 20% and 60% invested in company shares (equities). At least 30% of the fund must be in fixed income investments (for example, corporate and Government bonds) and/or "cash" investments. "Cash" can include investments such as current account cash, short-term fixed income investments and certificates of deposit.

- Maximum 60% equity exposure (including convertibles)
- Minimum 20% equity exposure
- Minimum 30% fixed income and cash
- Minimum 60% investment in established market currencies (US Dollar, Sterling & Euro) of which 30% must be Sterling
- Sterling requirement includes assets hedged back to Sterling

Multi-asset

A fund that invests across a combination of different asset classes, such as commercial property, company shares, bonds and alternative investments with the aim of increasing diversification and reducing risk and achieving specific investment objectives such as paying an income.

Individual Savings Account (ISA)

A wrapper in which eligible UK residents can place their savings and investments to protect them from some forms of taxation. There are different types of ISA. HM Revenue & Customs set the amount that you are allowed to invest into in an ISA in each tax year, which can be found on the Government website.

Ongoing Charges Figure (OCF)

A measure of what it costs to invest in a fund over a year. It includes the fee paid to Premier Miton for the management of the fund (known as the annual management charge) and the OCFs of underlying funds that might be held in a portfolio (excluding any Premier Miton funds held) with the remainder covering costs that have to be paid to external companies for other services relating to the ongoing administration and management of a fund, such as the fees paid to the depositary, custodian, regulator, auditor and administrator. The fee is deducted from the value of the fund and reflected in the fund's share price. The OCF is typically calculated once a year and can change from year to year. The OCF does not include transaction costs which are associated with buying and selling investments in a fund.

Total return

A way of showing how an investment has performed and is made-up of the capital appreciation or depreciation and includes any income generated by the investment. Measured over a set period, it is expressed as a percentage of the value of the investment at the start of that period.

Contact us

From 9:00am to 5:30pm, Monday to Friday, excluding bank holidays.



0333 456 4560



contactus@premiermiton.com

Customer care

Investors may find themselves in difficult circumstances at any point in their lives, whether as a result of a change in physical or mental ill-health, or during key life stage events such as bereavement, loss of job, personal debt concerns, or more generally through lack of confidence in dealing with financial matters.

We encourage all our investors to seek financial advice before making any important investment decisions and particularly when life may be more challenging. We want to make sure that we can provide our customers with the support they need. If you would like copies of product information in a

different format, such as **large print**, **Braille** or **audio**, please send us your request using the contact details provided. It may take up to 15 working days to send the information to you in these formats.

Important Information

This is a marketing communication

Investors should refer to the Prospectus and to the Key Investor Information Document (KIID) before making any final investment decisions. A free, English language copy of the Prospectus, KIID and Supplementary Information Document are available on the Premier Miton website, or copies can be requested by calling 0333 456 4560 or emailing contactus@premiermiton.com.

Whilst every effort has been made to ensure the accuracy of the information provided, we regret that we cannot accept responsibility for any omissions or errors. Premier Miton is unable to provide investment, tax or financial planning advice. We recommend that you discuss any investment decisions with a financial adviser. Reference to any investment should not be considered advice or an investment recommendation.

All data is sourced to Premier Miton unless otherwise stated.

This document and all of the information contained in it, including without limitation all text, data, graphs, charts, images (collectively, the "Information") is the property of Premier Fund Managers Limited and/or Premier Portfolio Managers Limited ("Premier Miton") or any third party involved in providing or compiling any Information (collectively, the "Data Providers") and is provided for informational purposes only. The Information may not be modified, reverse-engineered, manipulated, reproduced or distributed in whole or in part without prior written permission from Premier Miton. All rights in the Information are reserved by Premier Miton and/or the Data Providers. Marketing communication issued by Premier Portfolio Managers Limited, (registered in England no. 01235867), authorised and regulated by the Financial Conduct Authority, a member of the Premier Miton Investors marketing group and a subsidiary of Premier Miton Group plc (registered in England no. 06306664). Registered office: Paternoster House, 65 St Paul's Churchyard, London EC4M 8AB.